

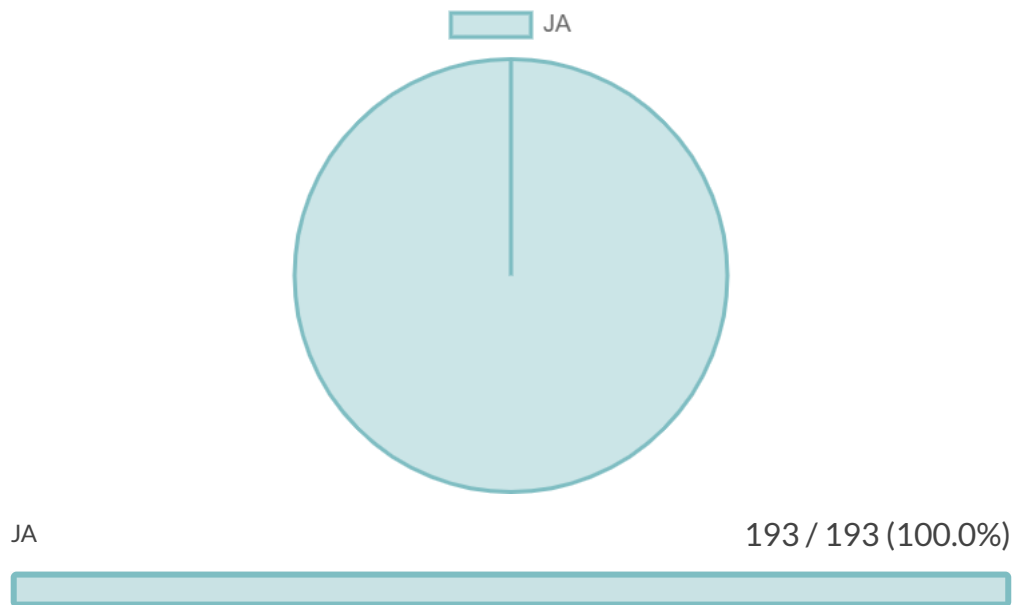
Report for "Jobbe hjemme"

June 11th 2020, 10:04:13 am

This form has been submitted a total of **193** times.

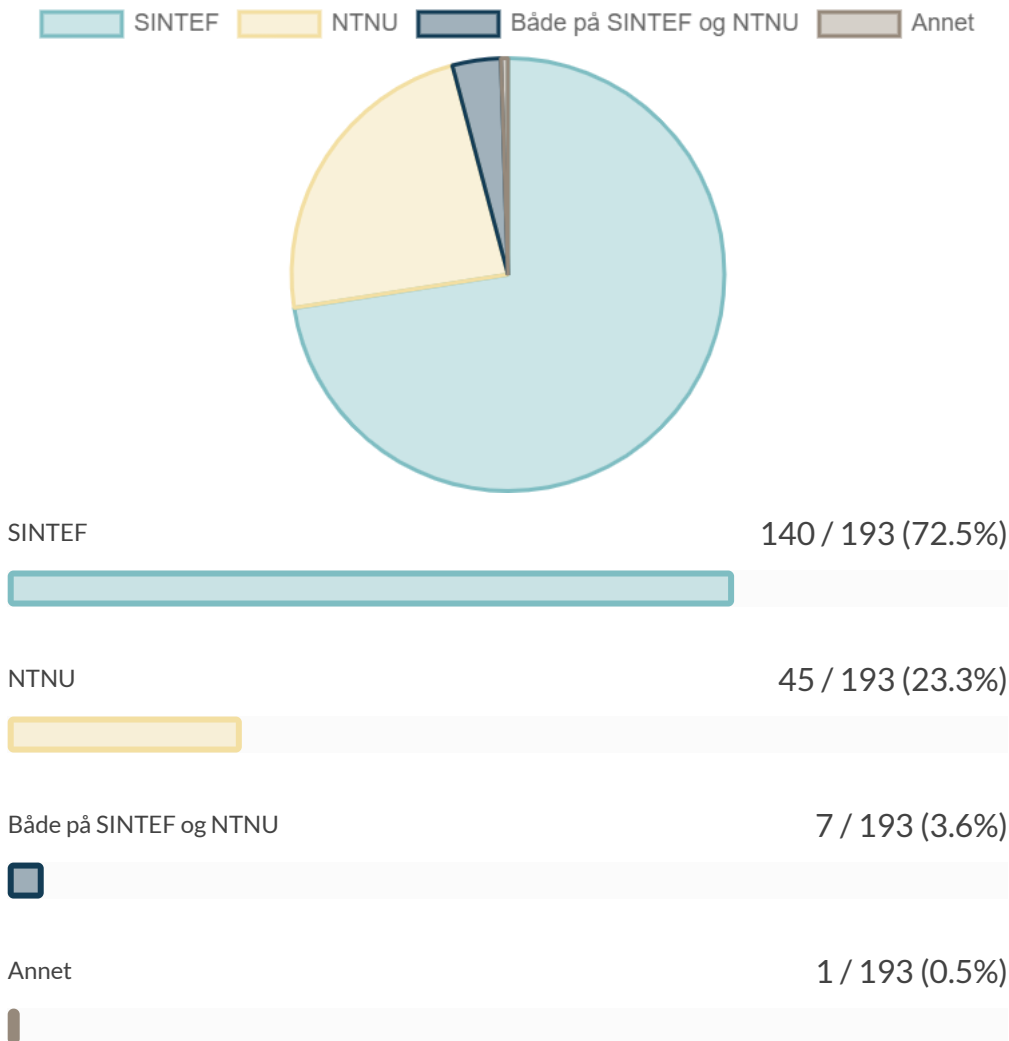
Har du lest teksten "En spørreundersøkelse om hverdagen på hjemmekontoret?"

193 out of **193** people answered this question.



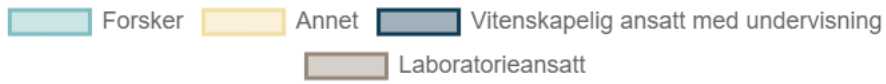
Hvor er du ansatt?

193 out of 193 people answered this question.



Hvilken stilling har du?


193 out of 193 people answered this question.




Forsker 92 / 193 (47.7%)




Annet 73 / 193 (37.8%)



Vitenskapelig ansatt med undervisning 22 / 193 (11.4%)

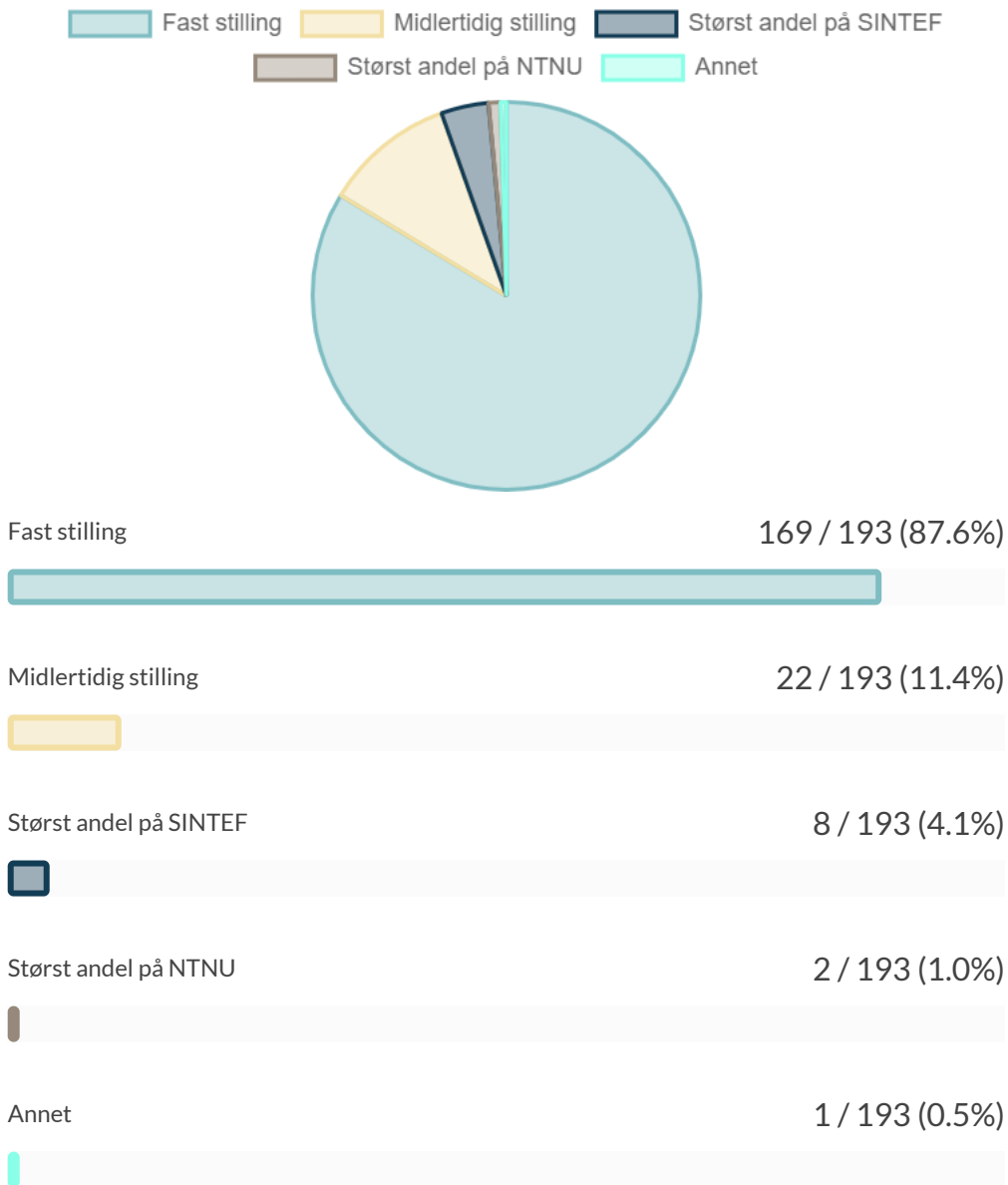


Laboratorieansatt 6 / 193 (3.1%)



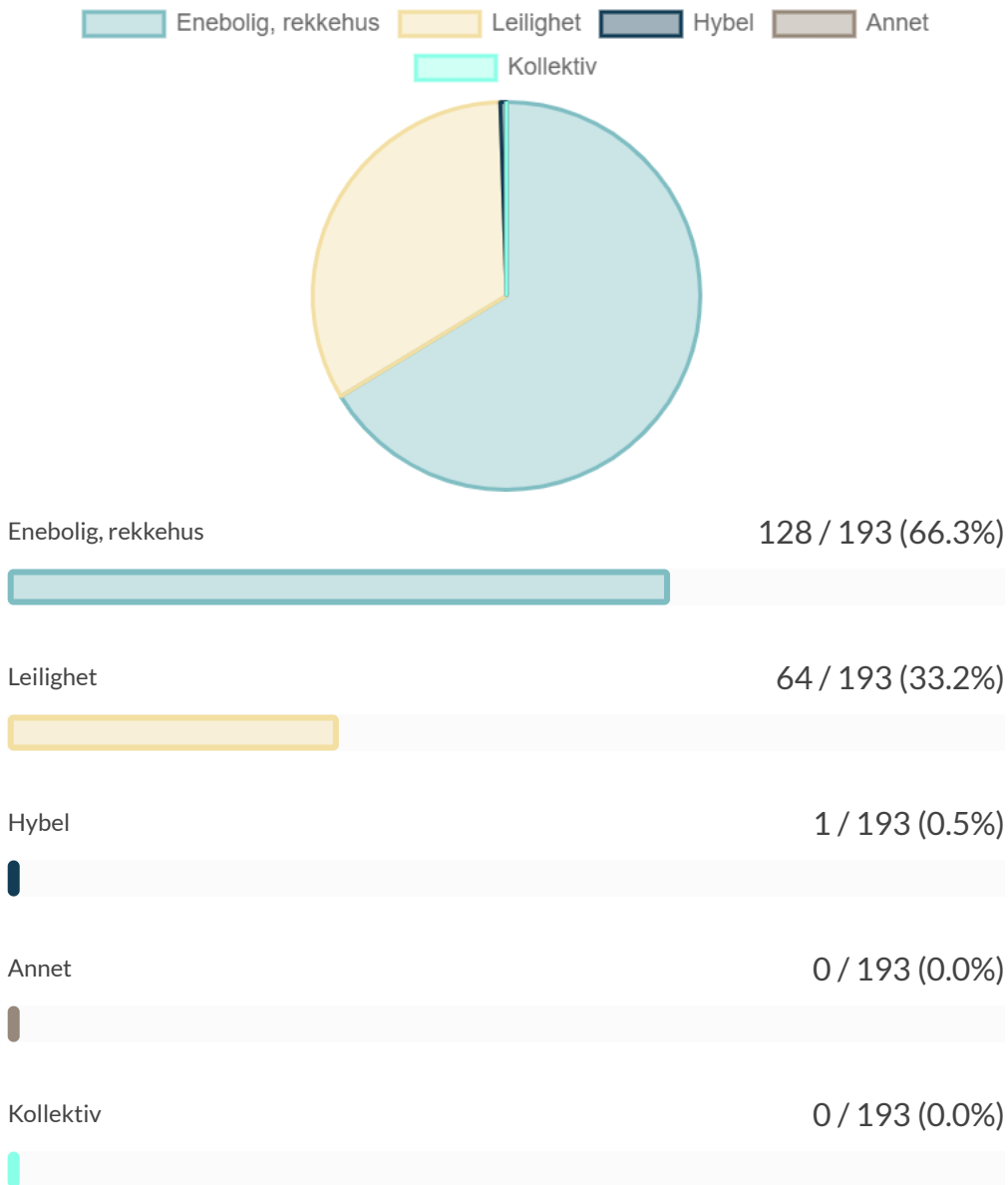
Hvordan er din stilling?

193 out of 193 people answered this question.



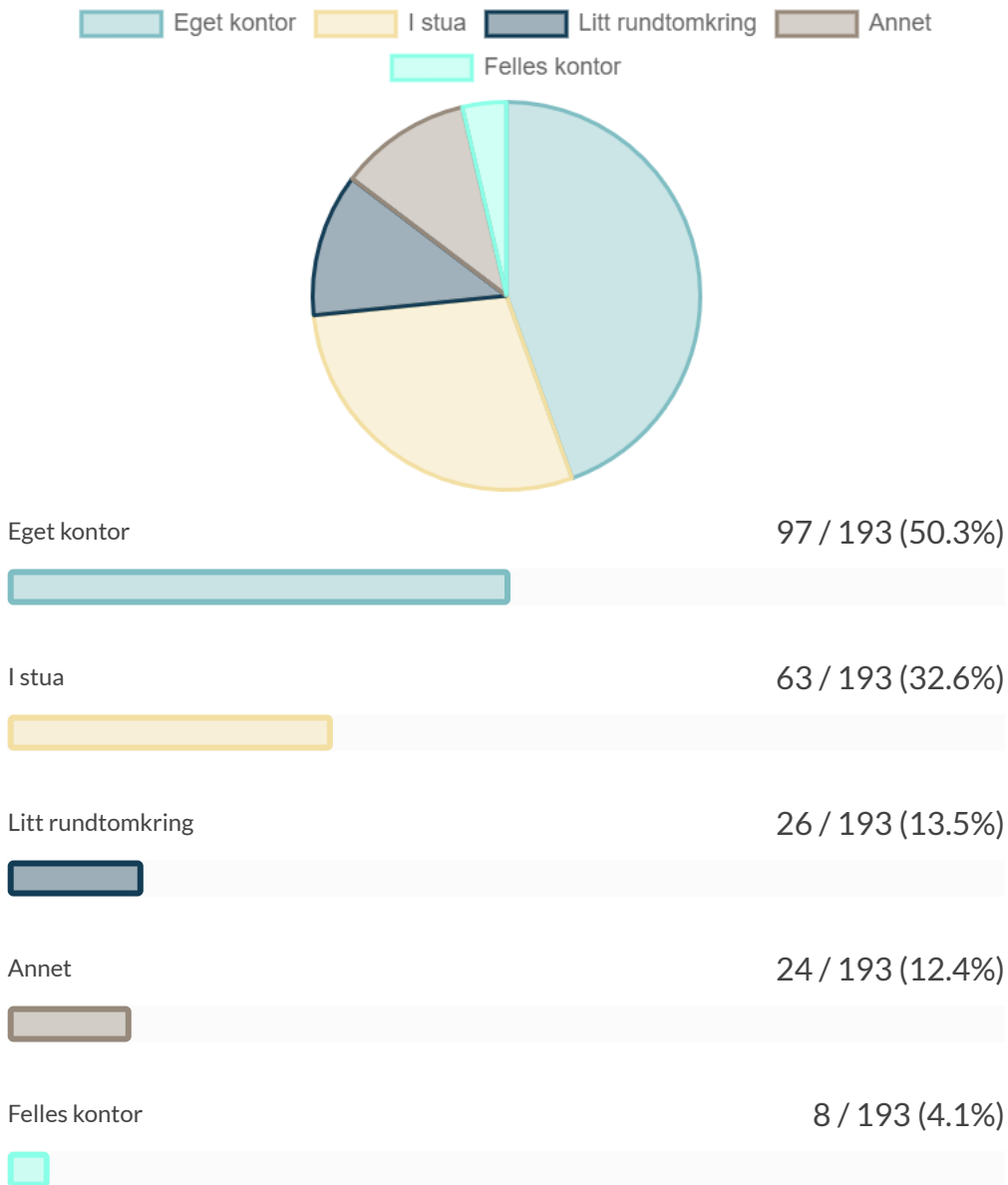
Hvordan bor du?

193 out of 193 people answered this question.



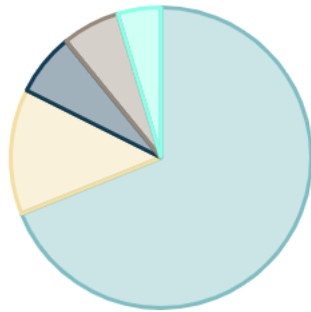
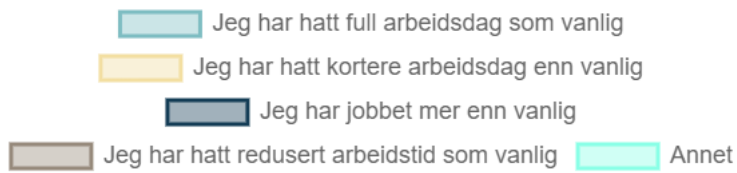
Hvor i huset har du arbeidsplass?

193 out of 193 people answered this question.



Har du hatt full arbeidsdag i koronasituasjonen?

193 out of 193 people answered this question.



Jeg har hatt full arbeidsdag som vanlig 133 / 193 (68.9%)




Jeg har hatt kortere arbeidsdag enn vanlig 26 / 193 (13.5%)




Jeg har jobbet mer enn vanlig 13 / 193 (6.7%)



Jeg har hatt redusert arbeidstid som vanlig 12 / 193 (6.2%)

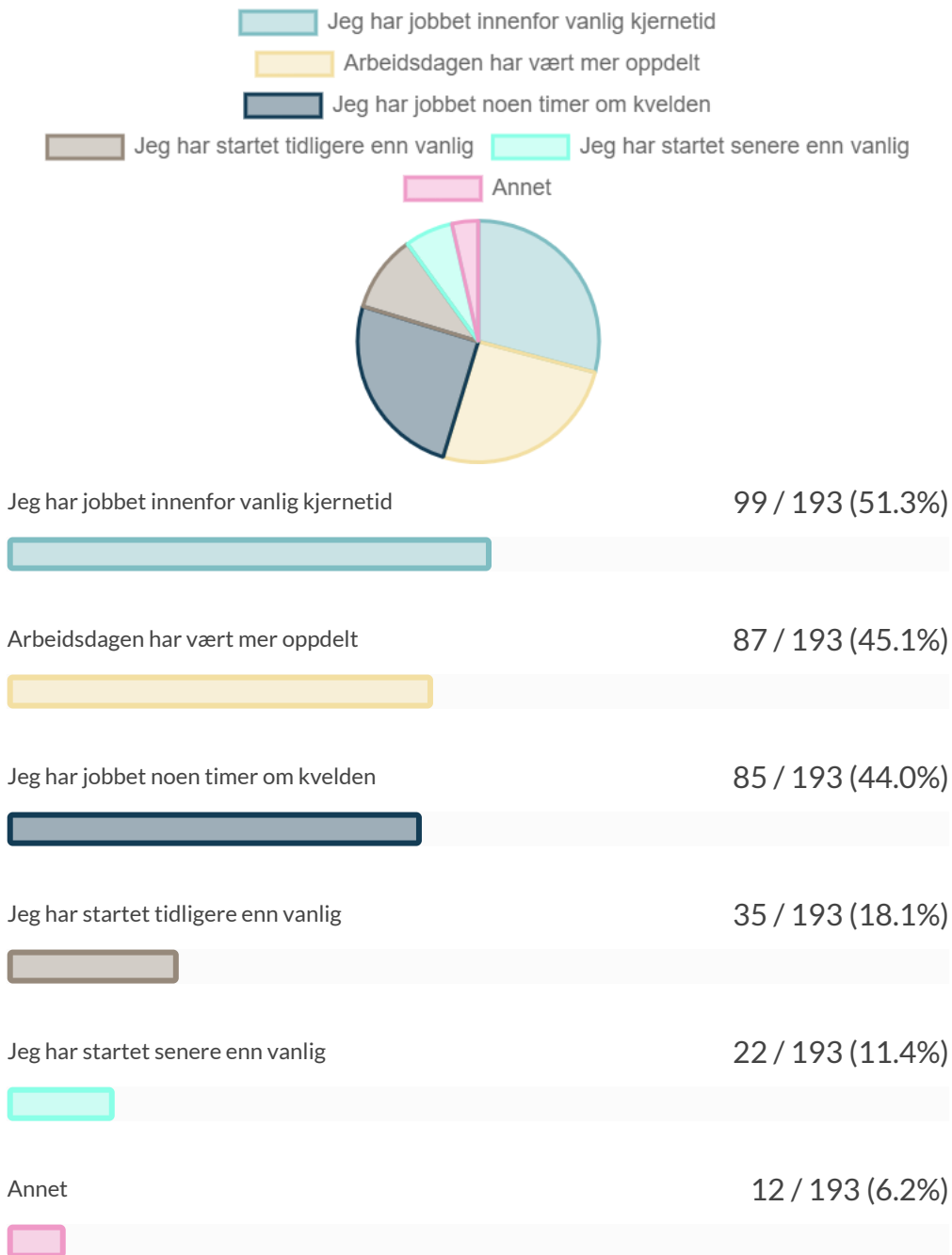


Annet 9 / 193 (4.7%)



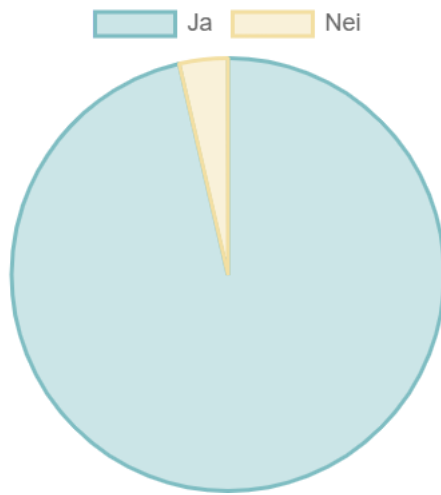
Hvordan er arbeidstiden?

193 out of 193 people answered this question.



Har du de samme arbeidsoppgavene?


193 out of 193 people answered this question.



Ja 186 / 193 (96.4%)



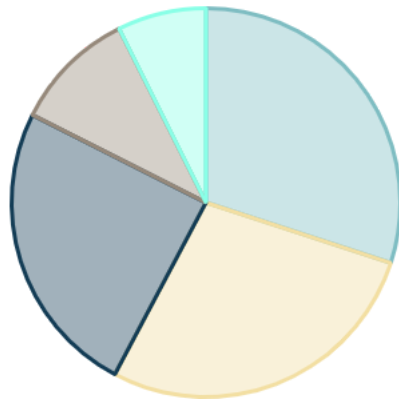
Nei 7 / 193 (3.6%)



Hvem har vært hjemme samtidig?

193 out of 193 people answered this question.

Ektefelle/samboer jobbet hjemme Barn Jeg jobbet hjemme
Dyr Ektefelle/samboer var hjemme men jobbet ikke



Ektefelle/samboer jobbet hjemme 118 / 193 (61.1%)



Barn 109 / 193 (56.5%)




Jeg jobbet hjemme 97 / 193 (50.3%)



Dyr 40 / 193 (20.7%)

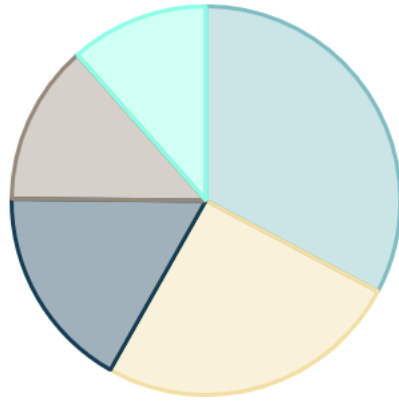
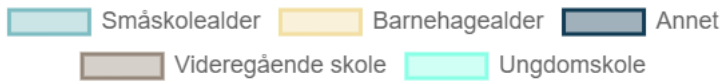


Ektefelle/samboer var hjemme men jobbet ikke 29 / 193 (15.0%)



Hvis barn har vært hjemme, hvilken alder er de?

193 out of 193 people answered this question.



Småskolealder 54 / 193 (28.0%)



Barnehagealder 42 / 193 (21.8%)




Annet 28 / 193 (14.5%)



Videregående skole 22 / 193 (11.4%)

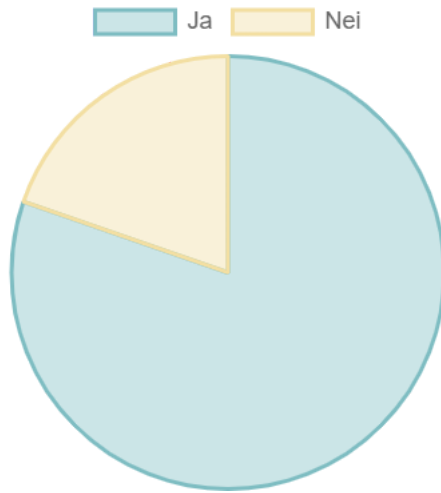


Ungdomskole 19 / 193 (9.8%)



Har du anledning til å jobbe hjemme til vanlig?


193 out of 193 people answered this question.



Ja 155 / 193 (80.3%)

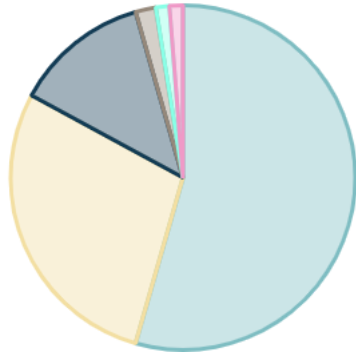


Nei 38 / 193 (19.7%)



Hvis ja, hvor mye jobber du hjemme til vanlig

158 out of 193 people answered this question.



Mindre enn 1 dag per måned 86 / 193 (44.6%)



1-3 dager per måned 45 / 193 (23.3%)



1 dag per uke 20 / 193 (10.4%)



Jeg er vant med å jobbe mest hjemme 3 / 193 (1.6%)



50% av arbeidstiden 2 / 193 (1.0%)



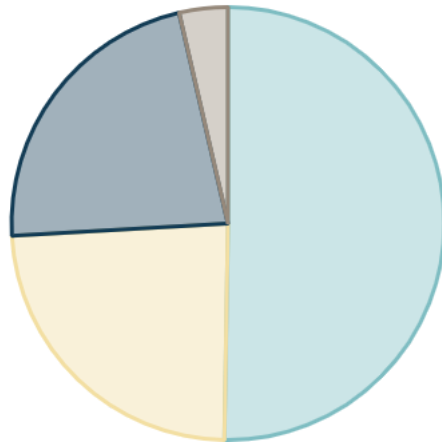
2 dager per uke 2 / 193 (1.0%)



Kommer du til å jobbe mer hjemme i framtiden enn du har gjort tidligere?

193 out of 193 people answered this question.


Kanskje Ja Nei Annet



Kanskje 97 / 193 (50.3%)



Ja 46 / 193 (23.8%)



Nei 43 / 193 (22.3%)



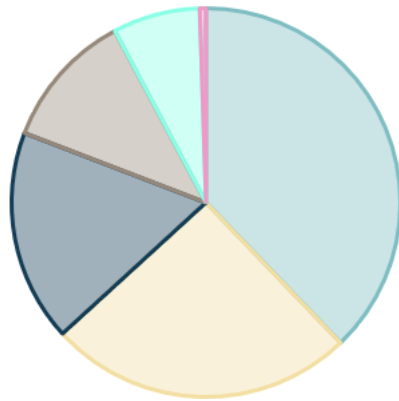
Annet 7 / 193 (3.6%)



Hvordan trives du med hjemmekontor?

193 out of 193 people answered this question.


Bra Litt bra Veldig bra Litt dårlig Dårlig
Veldig dårlig



Bra 73 / 193 (37.8%)



Litt bra 49 / 193 (25.4%)



Veldig bra 34 / 193 (17.6%)



Litt dårlig 22 / 193 (11.4%)



Dårlig 14 / 193 (7.3%)

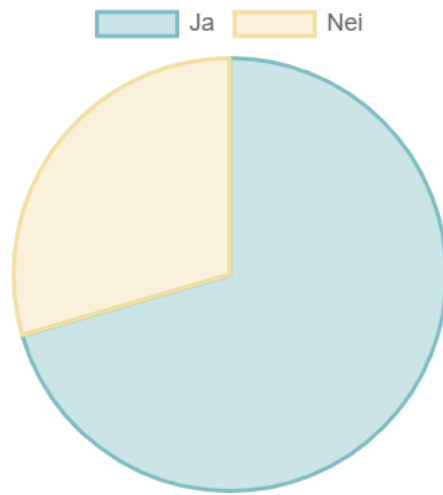


Veldig dårlig 1 / 193 (0.5%)



Savner du utstyr fra den vanlige arbeidsplassen din?


193 out of 193 people answered this question.



Ja 136 / 193 (70.5%)

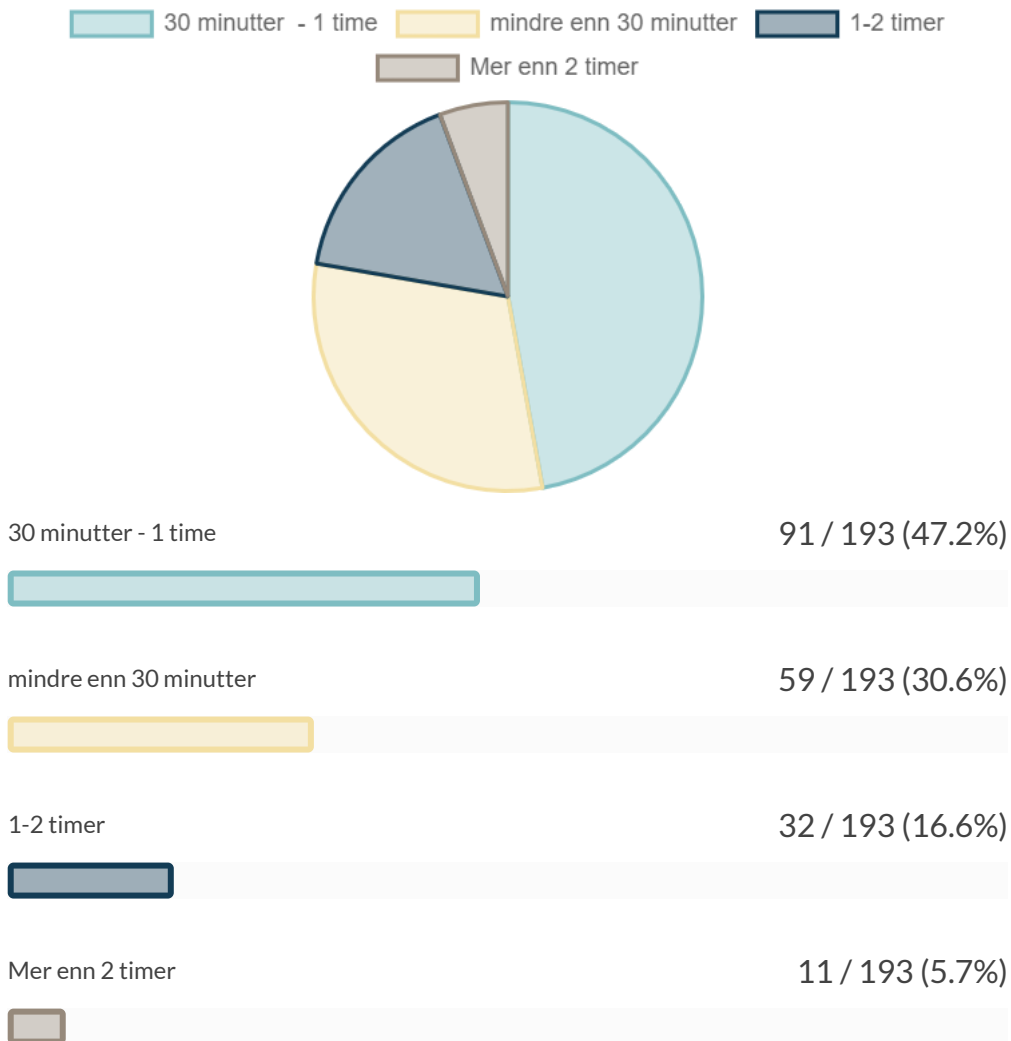


Nei 57 / 193 (29.5%)



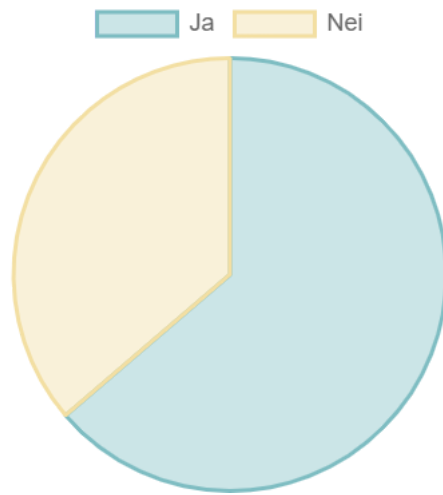
Hvor mye reisetid sparer du til og fra jobb tilsammen?

193 out of 193 people answered this question.



Tror du energiutgiftene hjemme har økt?

193 out of 193 people answered this question.



Ja 123 / 193 (63.7%)

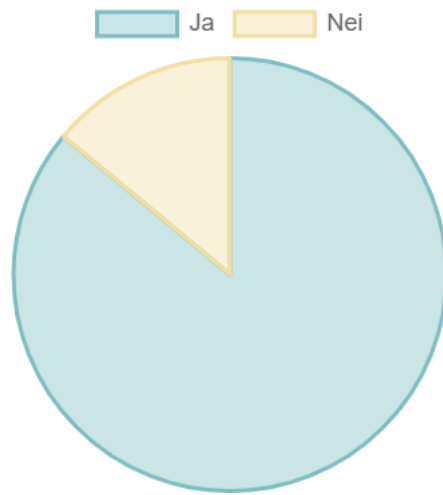


Nei 70 / 193 (36.3%)



Savner du sosiale arenaer?

193 out of 193 people answered this question.



Ja 166 / 193 (86.0%)



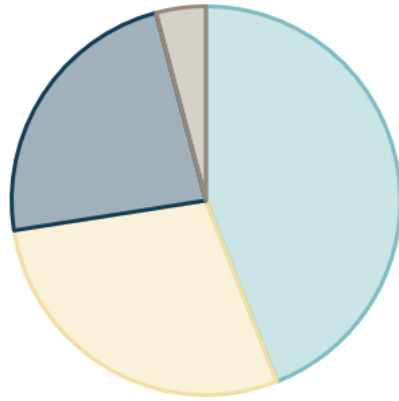
Nei 27 / 193 (14.0%)



Har du vært ensom i kononatiden?

193 out of 193 people answered this question.

Nei, jeg er skjeldent ensom Ja, litt mer ensom enn vanlig
Nei, ikke mer ensom enn vanlig Ja, mye mer ensom enn vanlig



Nei, jeg er skjeldent ensom 85 / 193 (44.0%)



Ja, litt mer ensom enn vanlig 55 / 193 (28.5%)



Nei, ikke mer ensom enn vanlig 45 / 193 (23.3%)

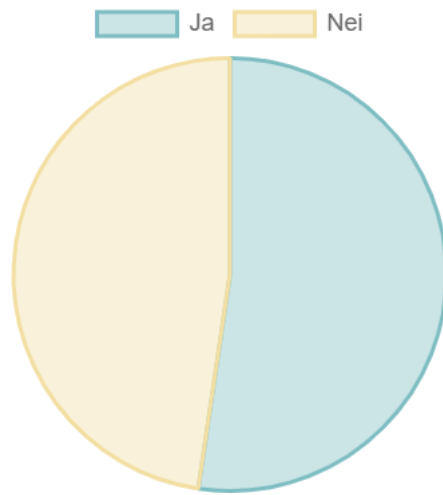


Ja, mye mer ensom enn vanlig 8 / 193 (4.1%)



Har det vært mer møter enn til vanlig?


193 out of 193 people answered this question.



Ja 101 / 193 (52.3%)



Nei 92 / 193 (47.7%)



Hvor stor del av arbeidsuken bruker du digitale møteplattformer?

193 out of 193 people answered this question.



7 timer eller mer 65 / 193 (33.7%)



3-4 timer 53 / 193 (27.5%)



5-6 timer 43 / 193 (22.3%)



1-2 timer 22 / 193 (11.4%)



Annet 5 / 193 (2.6%)

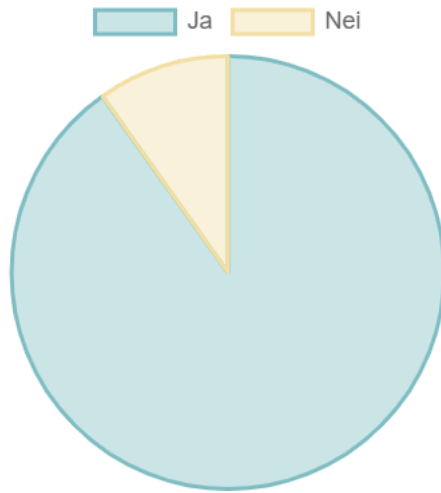


Mindre enn 1 time 5 / 193 (2.6%)



Er du fornøyd med den digitale møteplattformen dere bruker


193 out of 193 people answered this question.



Ja 174 / 193 (90.2%)

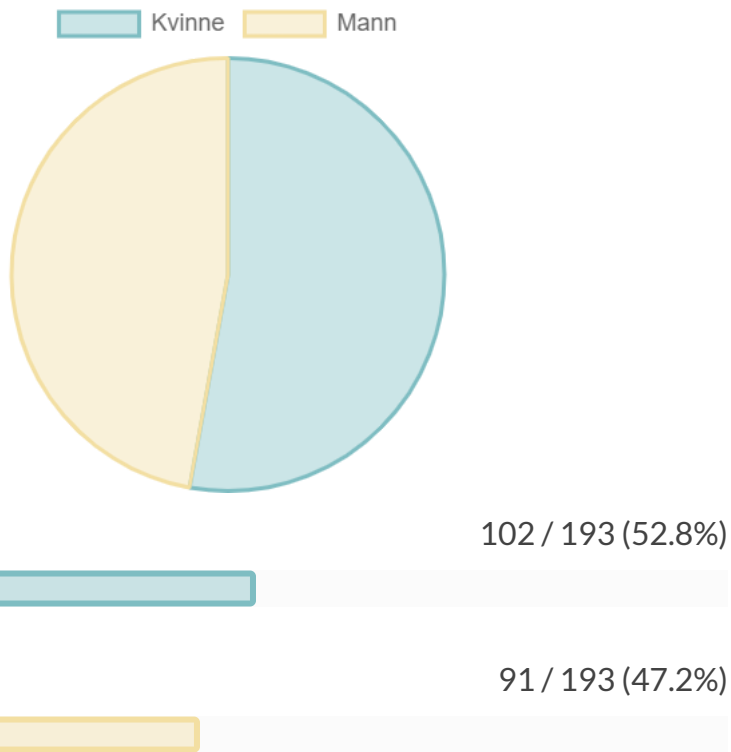


Nei 19 / 193 (9.8%)



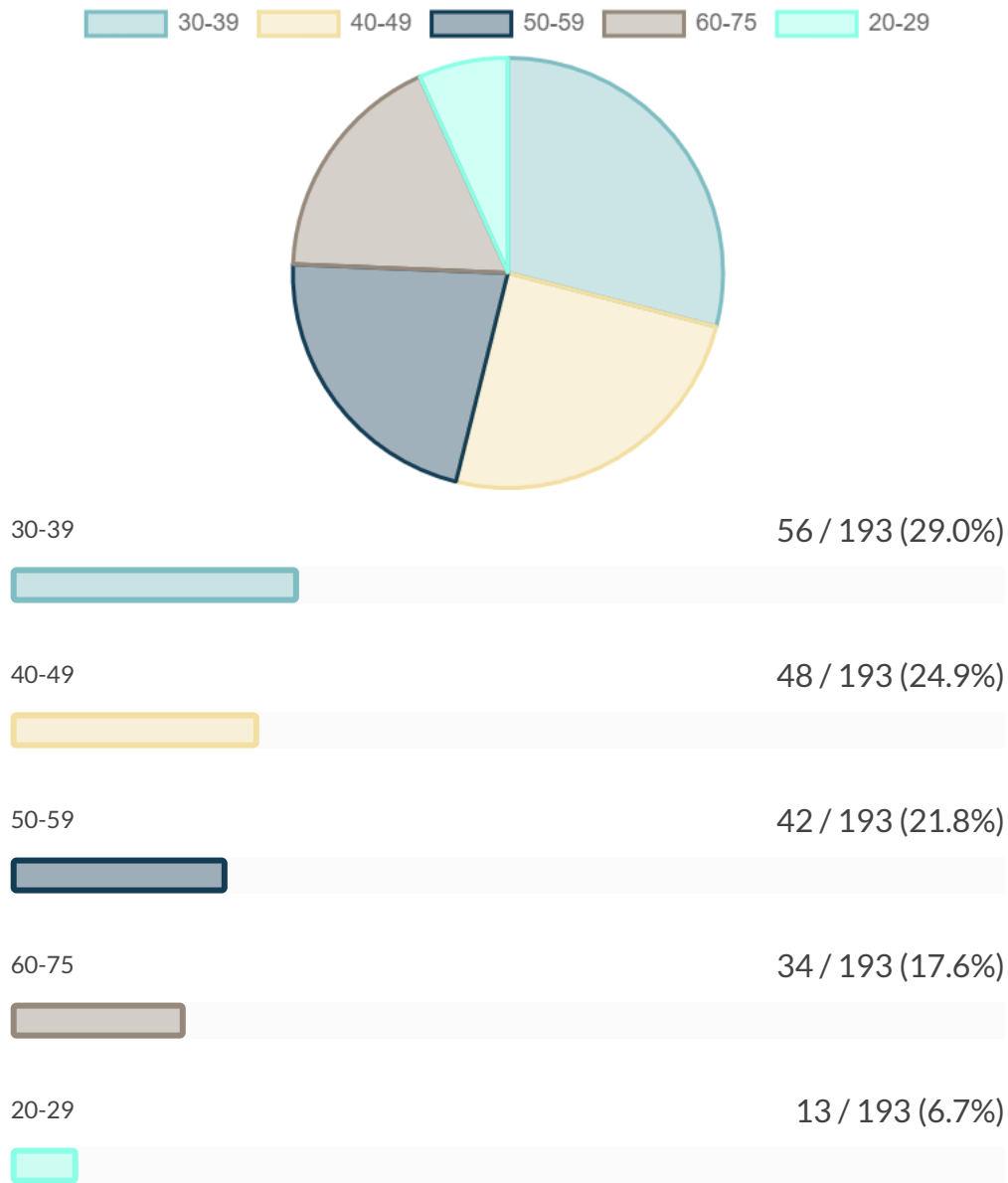
Kjønn

193 out of 193 people answered this question.



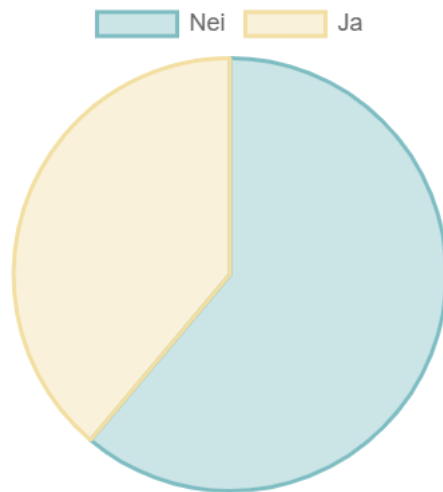
Alder

193 out of 193 people answered this question.



Vil du være med å teste hvordan det er å jobbe i ZEB laboratoriet?

193 out of 193 people answered this question.



Nei 118 / 193 (61.1%)



Ja 75 / 193 (38.9%)

